

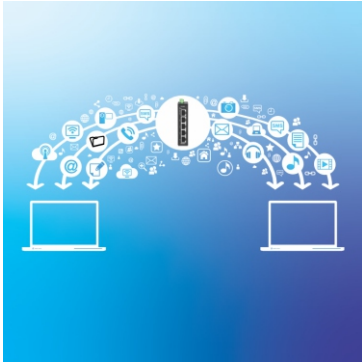


5-Port Industrial Fast Ethernet DIN-Rail Mini Switch

TI-ELC50 (v1.xR)

- 5 x 10/100Mbps ports
- Hardened IP30 rated metal mini switch
- Extreme operating temperature range of -40° – 75° C (-40° – 167° F)
- 1Gbps switching capacity
- Includes DIN-Rail mount and wall mount brackets
- Power supply sold separately (model: TI-M6024)
- NDAA / TAA compliant (U.S. and Canada only)

TRENDnet's 5-Port Industrial Fast Ethernet DIN-Rail Mini Switch, model TI-ELC50, is a reliable and rugged networking solution designed for use in both extreme and demanding environments. This industrial Fast Ethernet DIN-Rail mini switch features a rugged IP30 rated metal enclosure, and is designed to withstand a high degree of vibration and shock, while operating in both high and low temperatures for industrial environments within -40° – 75° C (-40° – 167° F). The hardened industrial switch features five copper Ethernet ports for stable device connections. The mini-sized housing is designed to fit into most compact installation areas.




Fast Ethernet Ports

Up to 200Mbps full-duplex per port and total switching capacity of 1Gbps.



Industrial Hardened Design


Equipped with a rugged IP30 rated housing, designed to withstand a high degree of vibration and shock, and operate within an extreme temperature range of -40° – 75° C (-40° – 167° F).



Mini Design

With a compact metal housing design, this mini network switch is well-suited for installations into most environments. Its fanless design is perfect for quiet environments that require silent operation.

NETWORKING SOLUTION



FEATURES



Fast Ethernet Ports

Up to 200Mbps full-duplex per port and total switching capacity of 1Gbps



DIN-Rail & Wall Mount

IP30 rated metal enclosure on the industrial switch, with included DIN-Rail and wall mount hardware



Mini Housing Design

Compact and sturdy metal housing



Operating Temperature Range

An operating temperature range of $-40^{\circ} - 75^{\circ} \text{C}$ ($-40^{\circ} - 167^{\circ} \text{F}$) allows for the installation of the industrial switch in environments with extreme hot or cold conditions



Shock and Vibration Resistant

Rated for shock (EN 60068-2-27), freefall (EN 60068-2-32), and vibration (EN 60068-2-6)



Electro Magnetic Compliance

Complies with industrial EMS certifications (IEC 61000-4-2) ESD:

Contact: 6kV | Air: 8kV, (IEC 61000-4-4) EFT: Power: 2kV | Signal: 2kV, (61000-4-5) Surge: Power: 2kV | Signal: 2kV



Grounding Point

The industrial switch features a grounding point for protection against external electrical surges

SPECIFICATIONS

Standards

- IEEE 802.3
- IEEE 802.3u
- IEEE 802.3x

Device Interface

- 5 x 10/100Mbps ports
- 3-pin removable terminal block
- LED indicators

Data Transfer Rate

- Ethernet: 10Mbps (half-duplex), 20Mbps (full-duplex)
- Fast Ethernet: 100Mbps (half-duplex), 200Mbps (full-duplex)

Performance

- Data RAM Buffer: 56KB
- Switching Fabric: 1Gbps
- MAC Address Table: 1K entries
- Forwarding rate: 0.7Mpps (64-byte packet size)

Special Features

- Hardened components rated for extreme temperatures
- Auto-Negotiation
- Auto store and forward architecture
- Automatic address learning and address aging
- ESD 6KV protection

Power

- Input: 9.6 – 60V DC
- Compatible power supply: TI-M6024 (sold separately)
- Max. consumption: 1.23W

Terminal Block

- 3-pin terminal block
- Wire range: 1.5mm²
- Solid wire (AWG): 16-28
- Stranded wire (AWG): 16-28
- Torque: 3 lb. – In / 0.2Nm / 0.56Nm
- Wire strip length: 6-7mm

MTBF

- 576,653 hours

Housing

- IP30 metal case
- DIN-Rail mount
- Wall mount
- Grounding point
- ESD 6KV protection

Operating Temperature

- - 40° - 75° C (-40° - 167° F)

Operating Humidity

- Max. 95% non-condensing

Dimensions

- 100.5 x 60 x 25.5mm (3.95 x 2.36 x 1 in.)

Weight

- 214g (7.5 oz.)

Certifications

- CE
- LVD
- Shock (EN 60068-2-27)
- Freefall (EN 60068-2-31)
- Vibration (EN 60068-2-6)
- ESD 6KV
- EFT 2KV
- Surge 2KV

Warranty

- 2 Years

Package Contents

- TI-ELC50
- Quick Installation Guide
- Removable terminal block
- DIN-Rail and wall mount kit

All references to speed are for comparison purposes only. Product specifications, size, and shape are subject to change without notice, and actual product appearance may differ from that depicted herein.